

Ceiling unit
Cloud 110 cm
Black

EAN 5414425204106



Functions & features

▪ Control method	Remote control
▪ Number of speeds	4
▪ Motor	Integrated
▪ Sound absorber	Integrated
▪ Recirculation	Standard
▪ InTouch function	Standard
▪ Auto stop	▪
▪ Delayed switch off (minutes)	30
▪ Number of grease filters	2
▪ Grease filter	230020
▪ Grease filter cleaning indication	▪
▪ Recirculation filter cleaning indication	▪

Dimensions

▪ Product dimensions (WxDxH) (mm)	1100 x 600 x 176
▪ Dimensions cut-out opening (WxD) (mm)	x
▪ Advised mounting height induction hobs (Hmin-Hmax) (mm)	600 - 1600
▪ Advised mounting height gas hobs (Hmin-Hmax) (mm)	650 - 1600
▪ Advised mounting height ceramic hobs (Hmin-Hmax) (mm)	600 - 1600
▪ Position exhaust	Right, Left

Lighting

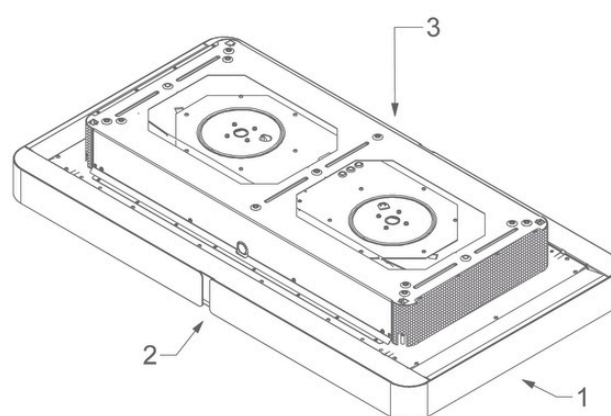
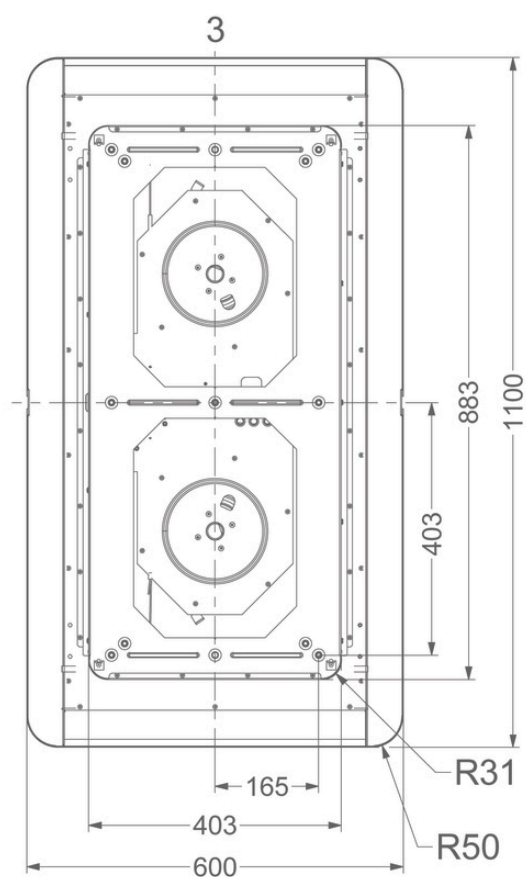
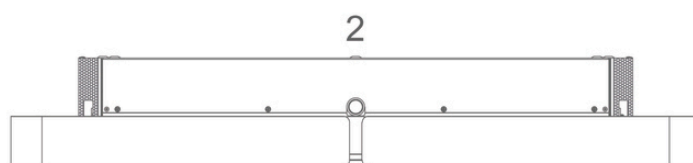

▪ Functional lighting type	Led
▪ Ambient lighting type	Led
▪ Total energy consumption functional light (W)	28
▪ Total energy consumption ambient light (W)	28
▪ Color functional light	2700-5000
▪ Color ambient light	2700-5000

Airflow and noise level

▪ Free airflow (m³/h)	1010
▪ Airflow (m³/h) measured according to EN 61591	
▪ Sound regulation according to EN 60704-2-13	
▪ Airflow speed 1 (m³/h)	187
▪ Airflow speed 2 (m³/h)	272
▪ Airflow speed 3 (m³/h)	343
▪ Airflow speed 4 (m³/h)	504
▪ Sound pressure speed 1 (dB(A)) / Sound power speed 1 (dB(A))	37 / 49
▪ Sound pressure speed 2 (dB(A)) / Sound power speed 2 (dB(A))	42 / 54
▪ Sound pressure speed 3 (dB(A)) / Sound power speed 3 (dB(A))	48 / 60
▪ Sound pressure speed 4 (dB(A)) / Sound power speed 4 (dB(A))	56 / 68

Technical specifications

▪ Maximum power	172
▪ Voltage (V)	220-230
▪ Frequency (Hz)	50
▪ Length power supply cord (m)	0,55
▪ Net weight (kg)	40



Installation accessories

Additional accessories

- 230510

mounting frame white ceiling unit Cloud

