

**Telescopic
Essence 60 cm
Stainless steel**



EAN 5414425006502

Energy label

▪ Energy Efficiency class (EEIhood)	C
▪ Annual Energy Consumption (kWh/year) (AEChood)	91,8
▪ Fluid Dynamic Efficiency class (FDEhood)	C
▪ Lighting Efficiency class (LEhood)	D
▪ Grease Filtering Efficiency class (GFEhood)	B

Functions & features

▪ Control method	Push buttons
▪ Number of speeds	4
▪ Motor	Integrated
▪ Sound absorber	Without
▪ Recirculation	Optional
▪ Auto stop	-
▪ Number of grease filters	1
▪ Grease filter	650020
▪ Grease filter cleaning indication	▪
▪ Recirculation filter cleaning indication	▪

Dimensions

▪ Product dimensions (WxDxH) (mm)	598 x 290 x 316
▪ Dimensions cut-out opening (WxD) (mm)	x
▪ Min dimensions cabinet (WxDxH) (mm)	600 x 280 x 300
▪ Advised mounting height induction hobs (Hmin-Hmax) (mm)	650 - 750
▪ Advised mounting height gas hobs (Hmin-Hmax) (mm)	650 - 750
▪ Advised mounting height ceramic hobs (Hmin-Hmax) (mm)	600 - 750
▪ Diameter outlet (mm)	150
▪ Position exhaust	Top

Lighting

▪ Functional lighting type	Halogen
▪ Dimmable light	-
▪ Soft-ON/OFF	-
▪ Total energy consumption functional light (W)	40
▪ Color functional light	2700

Airflow and noise level

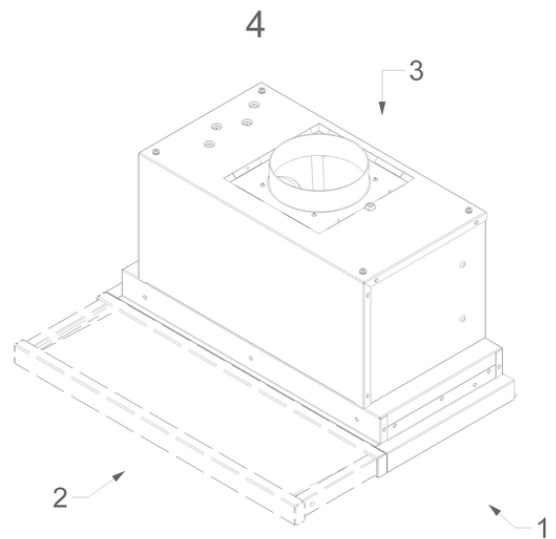
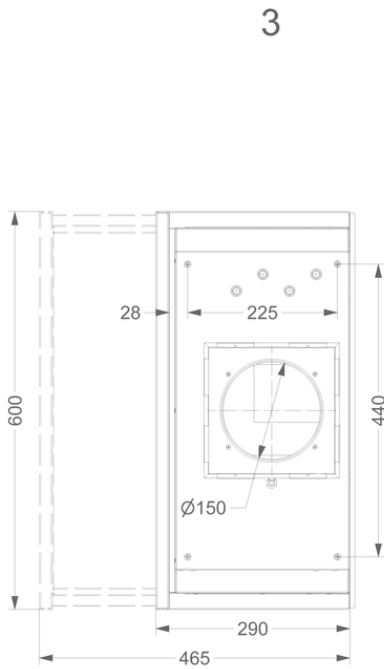
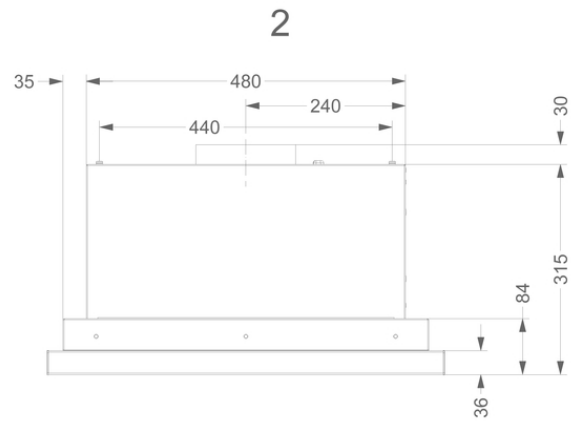
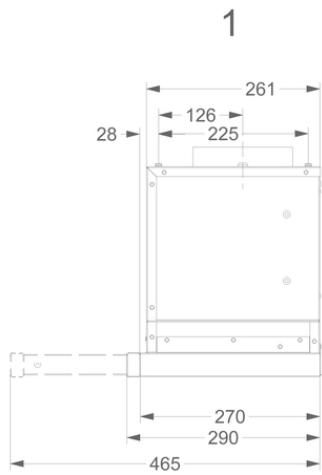
▪ Airflow (m ³ /h) measured according to EN 61591	
▪ Sound regulation according to EN 60704-2-13	
▪ Airflow speed 1 (m ³ /h) / Max Pressure speed 1 (Pa)	210 / 243
▪ Airflow speed 2 (m ³ /h) / Max Pressure speed 2 (Pa)	322 / 353
▪ Airflow speed 3 (m ³ /h) / Max Pressure speed 3 (Pa)	429 / 424
▪ Airflow speed 4 (m ³ /h) / Max Pressure Speed 4 (Pa)	556 / 469

Airflow and noise level

▪ Sound pressure speed 1 (dB(A)) / Sound power speed 1 (dB(A))	21 / 33
▪ Sound pressure speed 2 (dB(A)) / Sound power speed 2 (dB(A))	28 / 39
▪ Sound pressure speed 3 (dB(A)) / Sound power speed 3 (dB(A))	38 / 49
▪ Sound pressure speed 4 (dB(A)) / Sound power speed 4 (dB(A))	45 / 56

Technical specifications

▪ Maximum power	189
▪ Voltage (V)	220-230
▪ Frequency (Hz)	50
▪ Length power supply cord (m)	1,2
▪ Power consumption in stand-by-mode (Ps) (W)	0.50
▪ Net weight (kg)	10



Efficiency Curve

